

15 years ago ROQ decided to create something that didn't exist, an oval press that holds registration with the same precision as a carousel press. Today ROQ is the global leader in oval printing machines building the best oval presses in the market.

The OVAL PRO features an **exceptional robustness, speed, reliability with flawless registration.**

roqprint
oval pro



ROQPRINT OVAL PRO	P16 XL+	P20 XL+	P24 XL+	P28 XL+	P32 XL+	P36 XL+	P38 XL+	P44 XL+	P50 XL+	P56 XL+
number of colors (max.)	20									
number of pallets	16	20	24	28	32	36	38	44	50	56
nr of flash cure connection units (optional)	6	8	10	12	14	16	17	20	23	26
maximum print size (mm/inch)	600 X 800 / 23" X 32" 850x900 / 33"x35" *									
maximum screen size (mm/inch)	760 X 1150 / 30" X 45" 1010x1200 / 39"x47" **									
maximum pallet size (mm/inch)	650x1050 / 25"x41" 900x1150 / 35"x45" *									
maximum frame profile / thickness (mm/inch)	50 X 50 / 2" X 2"									
index precision (mm/inch)	± 0.025 / 0.001									
maximum production (pieces/h) **	950									
compr. air consumption (l/min. 7 bar) ***	120 l/min - 4.3 cfm + number of each printhead									
maximum consumption (kVA) ****	6.5	8.5	10	11.5	13	14.5	19	20.5	22	23.5
total length (mm/feet)	8500/27.9'	10400/34.1'	12300/40.4'	14200/46.6'	16100/52.8'	18000/59.1'	19000/62.3'	21850/71.7'	24700/81'	27550/90.4'
total height (mm/feet)	2230 / 7.38'									
total width (mm/feet)	3950 / 12.11'									

* | double index
 ** one squeegee with flooding.
 *** consumption of each printhead: 60 l/min. | 2.12cfm in 14 pieces/min.
 **** these values exclude the consumption with flash-curing, they should be calculated separately taking into account the number and model of the flash cure employed on the machine. See flash cure page.
 - power supply: 220V, 3x220V, 3x400V in 50Hz or 60Hz.


- Aluminum honeycomb pallets (i)
- Squeegees with electric movement with AC inverter (i)
- Independent control panel on all print heads (i)
- Choice of pneumatic screen holder: "U" clamp or pin system (i)
- Print heads independent elevation
- AC servo-motor rotation system (i)
- Print heads with high-lift position for quick and easy screen cleaning (i)
- Central control panel with polychromatic LCD touch screen (10") (i)
- Micro registration screen system with vernier scale (i)
- Individual controls for managing print and flood speed, height, angle of the squeegees and stroke length (i)
- Placement of the Flash Cure units under the print head (i)

(i) - for more information check pages 22-23

:: OPTIONS

- LASER MARKERS (p. 23)
- POWER AND CONTROL CONNECTIONS FOR FLASH ARE BUILT INTO THE MACHINE BASE (p. 23)
- FLASH CURE UNITS (p. 16-17)
- COMPATIBLE WITH ROQFLOCK (p. 18)
- COMPATIBLE WITH ROQPRESS FOIL (p. 20)
- SKIP FUNCTION (p. 23)

Common features of the screen printing machines:



ALUMINUM HONEYCOMB PALLETS

The optimal material in screen-printing pallet construction offering temperature regulation and light weight construction. Since these pallets are lighter than traditional pallets, they allow for lower energy consumption and eliminate inertia problems.



POLYCHROMATIC CENTRAL PANEL WITH TOUCH-SCREEN

ROQ presses use a central console that controls the press and all its accessories. We designed this control panel to be intuitive and user-friendly.



COMMAND PANEL IN EACH PRINTING HEAD

Each print head offers an additional control panel allowing the user to control all functions pertaining to that station as well as start, stop and palette rotation features.




PRINT HEAD ELEVATION FOR EASY SCREEN CLEANING

The print heads have a mechanical balancing system that allows for effortless manual lifting of the print head for cleaning the screens. In the OVAL EVOLUTION, this feature is automated.



All print heads are equipped with height adjustment, angle and stroke lengths as well as print speed and coverage speed. The squeegees movement is electric with AC inverter. On the NANO however, squeegee movement is pneumatic.




PNEUMATIC SCREEN HOLDER "U" CLAMP SYSTEM



OPTIONAL FOR "U" CLAMP: **UNIREG SYSTEM**



PNEUMATIC SCREEN HOLDER PIN SYSTEM



OPTIONAL FOR PIN SYSTEM: **NEWMAN SYSTEM**



MICRO REGISTRATION SYSTEM WITH VERNIER SCALE

Precision system that allows for an accurate, simple and quick final adjustment of the screens.



PLACEMENT OF THE FLASH CURE UNITS UNDER THE PRINT HEAD

The ROQDRY units can be rolled under any print head lifted in the high position. They get their power from a plug located on the base of the machine. There is no need for an external power drop. There is an additional command connection at the base of the machine allowing communication with the main control panel. The NANO press has flash cure units incorporated in the machine.

**FREQUENCY DRIVE ROTATION FOR A QUICK AND SMOOTH INDEX (NANO AND YOU)
AC SERVO-MOTOR ROTATION SYSTEM FOR A GREATER PRECISION ON THE SPINNING AND SMOOTHER ROTATIONS (ECO, OVAL PRO, OVAL EVOLUTION)**

OPTIONS:



CONNECTIONS FOR THE FLASH CURE UNITS ON THE MACHINE FRAME

All ROQPRINT machines accessories are connected directly to the machine frame. These links may include compressed air, power and control cable to sync the module with the machine making the whole work as one and avoiding any loose cables on your shop or any loss of time.



LASERS FOR POSITIONING OF THE TEXTILE PIECES

All ROQPRINT machines can be equipped with lasers to ensure that the placement of the textile pieces is consistent improving the work results.



SKIP FUNCTION

Allows for the operator to indicate the machine to skip a pallet that was not loaded with fabric. By not printing on that pallet it will generate savings in energy, consumables and others. Can come in a form of a button or a pedal.